

DENTSPLY

AH TempTM

Calcium Hydroxide-Based Root Canal Dressing



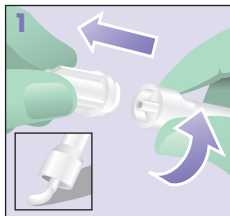
Caution, consult
Instructions for Use



Manufactured by:
DENTSPLY DeTrey GmbH,
78467 Konstanz, Germany

© DENTSPLY DeTrey 2012-12-07
www.dentsply.de

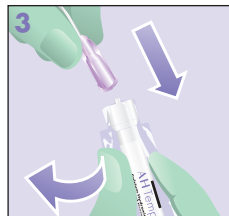
CE
0123



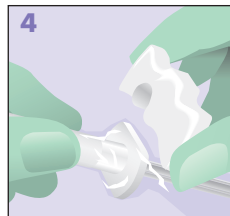
Remove cap from the end of the syringe. To assure free flow of material from syringe, express a small amount onto a mixing pad.



Protect syringe from cross contamination by applying the single use Disposa-Shield[®] protective barrier.



Attach disposable cannula over the protective barrier to the end of the syringe. Turn cannula clockwise until fully seated, then tug on cannula to assure locking into syringe collar.



Attach finger grip with wings pointing towards front of syringe.

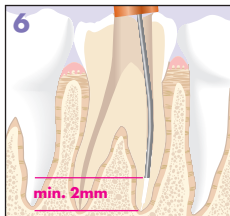
DENTSPLY

AH Temp™

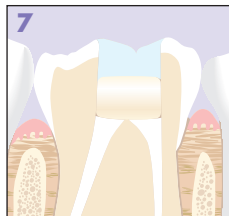
Calcium Hydroxide-Based Root Canal Dressing



To assure free flow of material from syringe, express a small amount onto a mixing pad.



Insert cannula min. 2mm short of the apex. Apply paste slowly withdrawing cannula from the root canal.



Remove surplus of paste, place cotton pellets and/or temporary restoration to tightly seal the coronal openings of the root canals.

ReOrder Information

AH Temp™ Kit

4 x AH Temp™ Syringes,
0.75 ml each
20 x AH Temp™ Cannulas
1 x Finger Grip
1 x Illustrated Technique Guide
1 x Instructions For Use

ReOrder 606.20.123

AH Temp™ Cannula Refill

20 x AH Temp™ Cannulas

ReOrder 606.20.124



Disposa Shield

ReOrder A88013S1

